

1 Search for new physics in $t\bar{t} + \cancel{E}_T \rightarrow b\bar{b}q\bar{q}q\bar{q} + \cancel{E}_T$ final state in $p\bar{p}$ collisions at
2 $\sqrt{s} = 1.96$ TeV

3 T. Aaltonen,²² B. Álvarez González^{w,10} S. Amerio,⁴² D. Amidei,³³ A. Anastassov,³⁷ A. Annovi,¹⁸ J. Antos,¹³
4 G. Apollinari,¹⁶ J.A. Appel,¹⁶ A. Apresyan,⁴⁷ T. Arisawa,⁵⁷ A. Artikov,¹⁴ J. Asaadi,⁵² W. Ashmanskas,¹⁶
5 B. Auerbach,⁶⁰ A. Aurisano,⁵² F. Azfar,⁴¹ W. Badgett,¹⁶ A. Barbaro-Galtieri,²⁷ V.E. Barnes,⁴⁷ B.A. Barnett,²⁴
6 P. Barria^{dd,45} P. Bartos,¹³ M. Bauce^{bb,42} G. Bauer,³¹ F. Bedeschi,⁶¹ D. Beecher,²⁹ S. Behari,²⁴ G. Belletini^{bb,61}
7 J. Bellinger,⁵⁹ D. Benjamin,¹⁵ M. Bentivegna^{ff,50} A. Beretvas,¹⁶ A. Bhatti,⁴⁹ M. Binkley^{*},¹⁶ D. Bisello^{bb,42}
8 I. Bizjak^{hh,29} K.R. Bland,⁵ B. Blumenfeld,²⁴ A. Bocci,¹⁵ A. Bodek,⁴⁸ D. Bortoletto,⁴⁷ J. Boudreau,⁴⁶ A. Boveia,¹²
9 B. Brau^{a,16} L. Brigliadori^{aa,6} A. Brisuda,¹³ C. Bromberg,³⁴ E. Brucken,²² M. Bucciantonio^{cc,45} J. Budagov,¹⁴
10 H.S. Budd,⁴⁸ S. Budd,²³ K. Burkett,¹⁶ G. Busetto^{bb,42} P. Bussey,²⁰ A. Buzatu,³² C. Calancha,³⁰ S. Camarda,⁴
11 M. Campanelli,³⁴ M. Campbell,³³ F. Canelli^{12,16} A. Canepa,⁴⁴ B. Carls,²³ D. Carlsmith,⁵⁹ R. Carosi,⁴⁵
12 S. Carrillo^{k,17} S. Carron,¹⁶ B. Casal,¹⁰ M. Casarsa,¹⁶ A. Castro^{aa,6} P. Catastini,¹⁶ D. Cauz,⁵³ V. Cavaliere^{cc,45}
13 M. Cavalli-Sforza,⁴ A. Cerri^{f,27} L. Cerrito^{g,29} Y.C. Chen,¹ M. Chertok,⁷ G. Chiarelli,⁴⁵ G. Chlachidze,¹⁶
14 F. Chlebana,¹⁶ K. Cho,²⁶ D. Chokheli,¹⁴ J.P. Chou,²¹ W.H. Chung,⁵⁹ Y.S. Chung,⁴⁸ C.I. Ciobanu,⁴³
15 M.A. Ciocci^{dd,45} A. Clark,¹⁹ G. Compostella^{bb,42} M.E. Convery,¹⁶ J. Conway,⁷ M. Corbo,⁴³ M. Cordelli,¹⁸
16 C.A. Cox,⁷ D.J. Cox,⁷ F. Crescioli^{cc,45} C. Cuenca Almenar,⁶⁰ J. Cuevas^{w,10} R. Culbertson,¹⁶ D. Dagenhart,¹⁶
17 N. d'Ascenzo^{u,43} M. Datta,¹⁶ P. de Barbaro,⁴⁸ S. De Cecco,⁵⁰ G. De Lorenzo,⁴ M. Dell'Orso^{cc,45} C. Deluca,⁴
18 L. Demortier,⁴⁹ J. Deng^{c,15} M. Deninno,⁶ F. Devoto,²² M. d'Errico^{bb,42} A. Di Canto^{cc,45} B. Di Ruzza,⁴⁵
19 J.R. Dittmann,⁵ M. D'Onofrio,²⁸ S. Donati^{cc,45} P. Dong,¹⁶ M. Dorigo,⁵³ T. Dorigo,⁴² K. Ebina,⁵⁷ A. Elagin,⁵²
20 A. Eppig,³³ R. Erbacher,⁷ D. Errede,²³ S. Errede,²³ N. Ershaidat^{z,43} R. Eusebi,⁵² H.C. Fang,²⁷ S. Farrington,⁴¹
21 M. Feindt,²⁵ J.P. Fernandez,³⁰ C. Ferrazza^{ee,45} R. Field,¹⁷ G. Flanagan^{s,47} R. Forrest,⁷ M.J. Frank,⁵ M. Franklin,²¹
22 J.C. Freeman,¹⁶ Y. Funakoshi,⁵⁷ I. Furic,¹⁷ M. Gallinaro,⁴⁹ J. Galyardt,¹¹ J.E. Garcia,¹⁹ A.F. Garfinkel,⁴⁷
23 P. Garosi^{dd,45} H. Gerberich,²³ E. Gerchtein,¹⁶ S. Giagu^{ff,50} V. Giakoumopoulou,³ P. Giannetti,⁴⁵ K. Gibson,⁴⁶
24 C.M. Ginsburg,¹⁶ N. Giokaris,³ P. Giromini,¹⁸ M. Giunta,⁴⁵ G. Giurgiu,²⁴ V. Glagolev,¹⁴ D. Glenzinski,¹⁶
25 M. Gold,³⁶ D. Goldin,⁵² N. Goldschmidt,¹⁷ A. Golossanov,¹⁶ G. Gomez,¹⁰ G. Gomez-Ceballos,³¹ M. Goncharov,³¹
26 O. González,³⁰ I. Gorelov,³⁶ A.T. Goshaw,¹⁵ K. Goulianos,⁴⁹ S. Grinstein,⁴ C. Grosso-Pilcher,¹² R.C. Group,⁵⁶
27 J. Guimaraes da Costa,²¹ Z. Gunay-Unalan,³⁴ C. Haber,²⁷ S.R. Hahn,¹⁶ E. Halkiadakis,⁵¹ A. Hamaguchi,⁴⁰
28 J.Y. Han,⁴⁸ F. Happacher,¹⁸ K. Hara,⁵⁴ D. Hare,⁵¹ M. Hare,⁵⁵ R.F. Harr,⁵⁸ K. Hatakeyama,⁵ C. Hays,⁴¹ M. Heck,²⁵
29 J. Heinrich,⁴⁴ M. Herndon,⁵⁹ S. Hewamanage,⁵ D. Hidas,⁵¹ A. Hocker,¹⁶ W. Hopkins^{g,16} D. Horn,²⁵ S. Hou,¹
30 R.E. Hughes,³⁸ M. Hurwitz,¹² U. Husemann,⁶⁰ N. Hussain,³² M. Hussein,³⁴ J. Huston,³⁴ G. Introzzi,⁴⁵ M. Iori^{ff,50}
31 A. Ivanov^{o,7} E. James,¹⁶ D. Jang,¹¹ B. Jayatilaka,¹⁵ E.J. Jeon,²⁶ M.K. Jha,⁶ S. Jindariani,¹⁶ W. Johnson,⁷
32 M. Jones,⁴⁷ K.K. Joo,²⁶ S.Y. Jun,¹¹ T.R. Junk,¹⁶ T. Kamon,⁵² P.E. Karchin,⁵⁸ Y. Kato^{n,40} W. Ketchum,¹²
33 J. Keung,⁴⁴ V. Khotilovich,⁵² B. Kilminster,¹⁶ D.H. Kim,²⁶ H.S. Kim,²⁶ H.W. Kim,²⁶ J.E. Kim,²⁶ M.J. Kim,¹⁸
34 S.B. Kim,²⁶ S.H. Kim,⁵⁴ Y.K. Kim,¹² N. Kimura,⁵⁷ M. Kirby,¹⁶ S. Klimentov,¹⁷ K. Kondo,⁵⁷ D.J. Kong,²⁶
35 J. Konigsberg,¹⁷ A.V. Kotwal,¹⁵ M. Kreps,²⁵ J. Kroll,⁴⁴ D. Krop,¹² N. Krumnack^{l,5} M. Kruse,¹⁵ V. Krutelyov^{d,52}
36 T. Kuhr,²⁵ M. Kurata,⁵⁴ S. Kwang,¹² A.T. Laasanen,⁴⁷ S. Lami,⁴⁵ S. Lammel,¹⁶ M. Lancaster,²⁹ R.L. Lander,⁷
37 K. Lannon^{v,38} A. Lath,⁵¹ G. Latino^{cc,45} T. LeCompte,² E. Lee,⁵² H.S. Lee,¹² J.S. Lee,²⁶ S.W. Lee^{x,52} S. Leo^{cc,45}
38 S. Leone,⁴⁵ J.D. Lewis,¹⁶ A. Limosani^{r,15} C.-J. Lin,²⁷ J. Linacre,⁴¹ M. Lindgren,¹⁶ E. Lipeles,⁴⁴ A. Lister,¹⁹
39 D.O. Litvintsev,¹⁶ C. Liu,⁴⁶ Q. Liu,⁴⁷ T. Liu,¹⁶ S. Lockwitz,⁶⁰ N.S. Lockyer,⁴⁴ A. Loginov,⁶⁰ D. Lucchesi^{bb,42}
40 J. Lueck,²⁵ P. Lujan,²⁷ P. Lukens,¹⁶ G. Lungu,⁴⁹ J. Lys,²⁷ R. Lysak,¹³ R. Madrak,¹⁶ K. Maeshima,¹⁶ K. Makhoul,³¹
41 P. Maksimovic,²⁴ S. Malik,⁴⁹ G. Manca^{b,28} A. Manousakis-Katsikakis,³ F. Margaroli,⁴⁷ C. Marino,²⁵ M. Martínez,⁴
42 R. Martínez-Ballarín,³⁰ P. Mastrandrea,⁵⁰ M. Mathis,²⁴ M.E. Mattson,⁵⁸ P. Mazzanti,⁶ K.S. McFarland,⁴⁸
43 P. McIntyre,⁵² R. McNulty^{i,28} A. Mehta,²⁸ P. Mehtala,²² A. Menzione,⁴⁵ C. Mesropian,⁴⁹ T. Miao,¹⁶ D. Mietlicki,³³
44 A. Mitra,¹ H. Miyake,⁵⁴ S. Moed,²¹ N. Moggi,⁶ M.N. Mondragon^{k,16} C.S. Moon,²⁶ R. Moore,¹⁶ M.J. Morello,¹⁶
45 J. Morlock,²⁵ P. Movilla Fernandez,¹⁶ A. Mukherjee,¹⁶ Th. Muller,²⁵ P. Murat,¹⁶ M. Mussini^{aa,6} J. Nachtman^{m,16}
46 Y. Nagai,⁵⁴ J. Naganoma,⁵⁷ I. Nakano,³⁹ A. Napier,⁵⁵ J. Nett,⁵² C. Neu,⁵⁶ M.S. Neubauer,²³ J. Nielsen^{e,27}
47 L. Nodulman,² O. Norniella,²³ E. Nurse,²⁹ L. Oakes,⁴¹ S.H. Oh,¹⁵ Y.D. Oh,²⁶ I. Oksuzian,⁵⁶ T. Okusawa,⁴⁰
48 R. Orava,²² L. Ortolan,⁴ S. Pagan Griso^{bb,42} C. Pagliarone,⁵³ E. Palencia^{f,10} V. Papadimitriou,¹⁶ A.A. Paramonov,²
49 J. Patrick,¹⁶ G. Pauletta^{gg,53} M. Paulini,¹¹ C. Paus,³¹ D.E. Pellett,⁷ A. Penzo,⁵³ T.J. Phillips,¹⁵ G. Piacentino,⁴⁵
50 E. Pianori,⁴⁴ J. Pilot,³⁸ K. Pitts,²³ C. Plager,⁹ L. Pondrom,⁵⁹ K. Potamianos,⁴⁷ O. Poukhov^{*,14} F. Prokoshin^{y,14}
51 A. Pronko,¹⁶ F. Ptohos^{h,18} E. Pueschel,¹¹ G. Punzi^{cc,45} J. Pursley,⁵⁹ A. Rahaman,⁴⁶ V. Ramakrishnan,⁵⁹
52 N. Ranjan,⁴⁷ K. Rao,⁸ I. Redondo,³⁰ P. Renton,⁴¹ M. Rescigno,⁵⁰ F. Rimondi^{aa,6} L. Ristori^{45,16} A. Robson,²⁰

53 T. Rodrigo,¹⁰ T. Rodriguez,⁴⁴ E. Rogers,²³ S. Rolli,⁵⁵ R. Roser,¹⁶ M. Rossi,⁵³ F. Rubbo,¹⁶ F. Ruffini^{dd, 45}
 54 A. Ruiz,¹⁰ J. Russ,¹¹ V. Rusu,¹⁶ A. Safonov,⁵² W.K. Sakumoto,⁴⁸ Y. Sakurai,⁵⁷ L. Santi^{gg, 53} L. Sartori,⁴⁵
 55 K. Sato,⁵⁴ V. Saveliev^{u, 43} A. Savoy-Navarro,⁴³ P. Schlabach,¹⁶ A. Schmidt,²⁵ E.E. Schmidt,¹⁶ M.P. Schmidt^{*, 60}
 56 M. Schmitt,³⁷ T. Schwarz,⁷ L. Scodellaro,¹⁰ A. Scribano^{dd, 45} F. Scuri,⁴⁵ A. Sedov,⁴⁷ S. Seidel,³⁶ Y. Seiya,⁴⁰
 57 A. Semenov,¹⁴ F. Sforza^{cc, 45} A. Sfyrla,²³ S.Z. Shalhout,⁷ T. Shears,²⁸ P.F. Shepard,⁴⁶ M. Shimojima^{t, 54}
 58 S. Shiraishi,¹² M. Shochet,¹² I. Shreyber,³⁵ A. Simonenko,¹⁴ P. Sinervo,³² A. Sissakian^{*, 14} K. Sliwa,⁵⁵ J.R. Smith,⁷
 59 F.D. Snider,¹⁶ A. Soha,¹⁶ S. Somalwar,⁵¹ V. Sorin,⁴ P. Squillacioti,¹⁶ M. Stancari,¹⁶ M. Stanitzki,⁶⁰
 60 R. St. Denis,²⁰ B. Stelzer,³² O. Stelzer-Chilton,³² D. Stentz,³⁷ J. Strologas,³⁶ G.L. Strycker,³³ Y. Sudo,⁵⁴
 61 A. Sukhanov,¹⁷ I. Suslov,¹⁴ K. Takemasa,⁵⁴ Y. Takeuchi,⁵⁴ J. Tang,¹² M. Tecchio,³³ P.K. Teng,¹ J. Thom^{g, 16}
 62 J. Thome,¹¹ G.A. Thompson,²³ E. Thomson,⁴⁴ P. Ttito-Guzmán,³⁰ S. Tkaczyk,¹⁶ D. Toback,⁵² S. Tokar,¹³
 63 K. Tollefson,³⁴ T. Tomura,⁵⁴ D. Tonelli,¹⁶ S. Torre,¹⁸ D. Torretta,¹⁶ P. Totaro,⁴² M. Trovato^{ee, 45} Y. Tu,⁴⁴
 64 F. Ukegawa,⁵⁴ S. Uozumi,²⁶ A. Varganov,³³ F. Vázquez^{k, 17} G. Velev,¹⁶ C. Vellidis,³ M. Vidal,³⁰ I. Vila,¹⁰
 65 R. Vilar,¹⁰ J. Vizán,¹⁰ M. Vogel,³⁶ G. Volpi^{cc, 45} P. Wagner,⁴⁴ R.L. Wagner,¹⁶ T. Wakisaka,⁴⁰ R. Wallny,⁹
 66 S.M. Wang,¹ A. Warburton,³² D. Waters,²⁹ M. Weinberger,⁵² W.C. Wester III,¹⁶ B. Whitehouse,⁵⁵ D. Whiteson^{c, 44}
 67 A.B. Wicklund,² E. Wicklund,¹⁶ S. Wilbur,¹² F. Wick,²⁵ H.H. Williams,⁴⁴ J.S. Wilson,³⁸ P. Wilson,¹⁶ B.L. Winer,³⁸
 68 P. Wittich^{g, 16} S. Wolbers,¹⁶ H. Wolfe,³⁸ T. Wright,³³ X. Wu,¹⁹ Z. Wu,⁵ K. Yamamoto,⁴⁰ J. Yamaoka,¹⁵
 69 T. Yang,¹⁶ U.K. Yang^{p, 12} Y.C. Yang,²⁶ W.-M. Yao,²⁷ G.P. Yeh,¹⁶ K. Yi^{m, 16} J. Yoh,¹⁶ K. Yorita,⁵⁷
 70 T. Yoshida^{j, 40} G.B. Yu,¹⁵ I. Yu,²⁶ S.S. Yu,¹⁶ J.C. Yun,¹⁶ A. Zanetti,⁵³ Y. Zeng,¹⁵ and S. Zucchelli^{aa6}

(CDF Collaboration[†])

¹*Institute of Physics, Academia Sinica, Taipei, Taiwan 11529, Republic of China*

²*Argonne National Laboratory, Argonne, Illinois 60439, USA*

³*University of Athens, 157 71 Athens, Greece*

⁴*Institut de Física d'Altes Energies, ICREA, Universitat Autònoma de Barcelona, E-08193, Bellaterra (Barcelona), Spain*

⁵*Baylor University, Waco, Texas 76798, USA*

⁶*Istituto Nazionale di Fisica Nucleare Bologna, ^{aa}University of Bologna, I-40127 Bologna, Italy*

⁷*University of California, Davis, Davis, California 95616, USA*

⁸*University of California, Irvine, Irvine, California 92697, USA*

⁹*University of California, Los Angeles, Los Angeles, California 90024, USA*

¹⁰*Instituto de Física de Cantabria, CSIC-University of Cantabria, 39005 Santander, Spain*

¹¹*Carnegie Mellon University, Pittsburgh, Pennsylvania 15213, USA*

¹²*Enrico Fermi Institute, University of Chicago, Chicago, Illinois 60637, USA*

¹³*Comenius University, 842 48 Bratislava, Slovakia; Institute of Experimental Physics, 040 01 Kosice, Slovakia*

¹⁴*Joint Institute for Nuclear Research, RU-141980 Dubna, Russia*

¹⁵*Duke University, Durham, North Carolina 27708, USA*

¹⁶*Fermi National Accelerator Laboratory, Batavia, Illinois 60510, USA*

¹⁷*University of Florida, Gainesville, Florida 32611, USA*

¹⁸*Laboratori Nazionali di Frascati, Istituto Nazionale di Fisica Nucleare, I-00044 Frascati, Italy*

¹⁹*University of Geneva, CH-1211 Geneva 4, Switzerland*

²⁰*Glasgow University, Glasgow G12 8QQ, United Kingdom*

²¹*Harvard University, Cambridge, Massachusetts 02138, USA*

²²*Division of High Energy Physics, Department of Physics,*

University of Helsinki and Helsinki Institute of Physics, FIN-00014, Helsinki, Finland

²³*University of Illinois, Urbana, Illinois 61801, USA*

²⁴*The Johns Hopkins University, Baltimore, Maryland 21218, USA*

²⁵*Institut für Experimentelle Kernphysik, Karlsruhe Institute of Technology, D-76131 Karlsruhe, Germany*

²⁶*Center for High Energy Physics: Kyungpook National University,*

Daegu 702-701, Korea; Seoul National University, Seoul 151-742,

Korea; Sungkyunkwan University, Suwon 440-746,

Korea; Korea Institute of Science and Technology Information,

Daejeon 305-806, Korea; Chonnam National University, Gwangju 500-757,

Korea; Chonbuk National University, Jeonju 561-756, Korea

²⁷*Ernest Orlando Lawrence Berkeley National Laboratory, Berkeley, California 94720, USA*

²⁸*University of Liverpool, Liverpool L69 7ZE, United Kingdom*

²⁹*University College London, London WC1E 6BT, United Kingdom*

³⁰*Centro de Investigaciones Energeticas Medioambientales y Tecnológicas, E-28040 Madrid, Spain*

³¹*Massachusetts Institute of Technology, Cambridge, Massachusetts 02139, USA*

³²*Institute of Particle Physics: McGill University, Montréal, Québec,*

Canada H3A 2T8; Simon Fraser University, Burnaby, British Columbia,

Canada V5A 1S6; University of Toronto, Toronto, Ontario,

Canada M5S 1A7; and TRIUMF, Vancouver, British Columbia, Canada V6T 2A3

³³University of Michigan, Ann Arbor, Michigan 48109, USA

³⁴Michigan State University, East Lansing, Michigan 48824, USA

³⁵Institution for Theoretical and Experimental Physics, ITEP, Moscow 117259, Russia

³⁶University of New Mexico, Albuquerque, New Mexico 87131, USA

³⁷Northwestern University, Evanston, Illinois 60208, USA

³⁸The Ohio State University, Columbus, Ohio 43210, USA

³⁹Okayama University, Okayama 700-8530, Japan

⁴⁰Osaka City University, Osaka 588, Japan

⁴¹University of Oxford, Oxford OX1 3RH, United Kingdom

⁴²Istituto Nazionale di Fisica Nucleare, Sezione di Padova-Trento, ^{bb}University of Padova, I-35131 Padova, Italy

⁴³LPNHE, Universite Pierre et Marie Curie/IN2P3-CNRS, UMR7585, Paris, F-75252 France

⁴⁴University of Pennsylvania, Philadelphia, Pennsylvania 19104, USA

⁴⁵Istituto Nazionale di Fisica Nucleare Pisa, ^{cc}University of Pisa,

^{dd}University of Siena and ^{ee}Scuola Normale Superiore, I-56127 Pisa, Italy

⁴⁶University of Pittsburgh, Pittsburgh, Pennsylvania 15260, USA

⁴⁷Purdue University, West Lafayette, Indiana 47907, USA

⁴⁸University of Rochester, Rochester, New York 14627, USA

⁴⁹The Rockefeller University, New York, New York 10065, USA

⁵⁰Istituto Nazionale di Fisica Nucleare, Sezione di Roma 1,

^{ff}Sapienza Università di Roma, I-00185 Roma, Italy

⁵¹Rutgers University, Piscataway, New Jersey 08855, USA

⁵²Texas A&M University, College Station, Texas 77843, USA

⁵³Istituto Nazionale di Fisica Nucleare Trieste/Udine,
I-34100 Trieste, ^{gg}University of Trieste/Udine, I-33100 Udine, Italy

⁵⁴University of Tsukuba, Tsukuba, Ibaraki 305, Japan

⁵⁵Tufts University, Medford, Massachusetts 02155, USA

⁵⁶University of Virginia, Charlottesville, VA 22906, USA

⁵⁷Waseda University, Tokyo 169, Japan

⁵⁸Wayne State University, Detroit, Michigan 48201, USA

⁵⁹University of Wisconsin, Madison, Wisconsin 53706, USA

⁶⁰Yale University, New Haven, Connecticut 06520, USA

⁶¹Istituto Nazionale di Fisica Nucleare Pisa, ^{bb}University of Pisa,

^{cc}University of Siena and ^{dd}Scuola Normale Superiore, I-56127 Pisa, Italy

We present a search for a new particle T' decaying to a top quark via $T' \rightarrow t + X$, where X goes undetected. We use a data sample corresponding to 5.7 fb^{-1} of integrated luminosity of $p\bar{p}$ collisions with $\sqrt{s} = 1.96 \text{ TeV}$, collected at Fermilab Tevatron by the CDF II detector. Our search for pair production of T' is focused on the hadronic decay channel, $p\bar{p} \rightarrow T'\bar{T}' \rightarrow t\bar{t} + X\bar{X} \rightarrow b\bar{q}\bar{q}b\bar{q}\bar{q} + X\bar{X}$. We interpret our results in terms of a model where T' is an exotic fourth generation quark and X is a dark matter particle. The data are consistent with standard model expectations. We set a limit on the generic production of $T'\bar{T}' \rightarrow t\bar{t} + X\bar{X}$, excluding the fourth generation exotic quarks T' at 95% confidence level up to $m_{T'} = 400 \text{ GeV}/c^2$ for $m_X \leq 70 \text{ GeV}/c^2$.

PACS numbers: 12.60.-i, 13.85.Rm, 14.65.-q, 14.80.-j

*Deceased

†With visitors from ^aUniversity of Massachusetts Amherst, ¹⁵¹Amherst, Massachusetts 01003, ^bIstituto Nazionale di Fisica Nucleare, Sezione di Cagliari, 09042 Monserrato (Cagliari), Italy, ¹⁵²^cUniversity of California Irvine, Irvine, CA 92697, ^dUniversity of California Santa Barbara, Santa Barbara, CA 93106 ^eUniversity of California Santa Cruz, Santa Cruz, CA 95064, ^fCERN, CH-1211 Geneva, Switzerland, ^gCornell University, Ithaca, NY 14853, ^hUniversity of Cyprus, Nicosia CY-1678, Cyprus, ⁱUniversity College Dublin, Dublin 4, Ireland, ^jUniversity of Fukui, Fukui City, Fukui Prefecture, Japan 910-0017, ^kUniversidad Iberoamericana, Mexico D.F., Mexico, ^lIowa State University, Ames, IA 50011, ^mUniversity of Iowa, Iowa City, IA 52242, ⁿKinki University, Higashi-Osaka City, Japan 577-8502, ^oKansas State University, Manhattan, KS 66506, ^pUniversity of Manchester, Manchester M13 9PL, England, ^qQueen Mary, University of London, London, E1 4NS, England, ^rUniversity of Melbourne, Victoria 3010, Australia,

There are many hints, from astronomical observations and cosmological theories, for the existence of dark matter (DM) particles, which must be long-lived on cosmological time scale [1]. The long lifetime of DM can be explained by the conservation of a charge of a new symmetry. Direct-detection experiments based on ultra-low

^sMuons, Inc., Batavia, IL 60510, ^tNagasaki Institute of Applied Science, Nagasaki, Japan, ^uNational Research Nuclear University, Moscow, Russia, ^vUniversity of Notre Dame, Notre Dame, IN 46556, ^wUniversidad de Oviedo, E-33007 Oviedo, Spain, ^xTexas Tech University, Lubbock, TX 79609, ^yUniversidad Tecnica Federico Santa Maria, 110v Valparaiso, Chile, ^zYarmouk University, Irbid 211-63, Jordan, ^{hh}On leave from J. Stefan Institute, Ljubljana, Slovenia,

noise devices have recently obtained interesting results. The DAMA/LIBRA Collaboration [2], searching for annual modulation in the interaction rate due to the motion through DM galactic halo, has claimed a $\simeq 9\sigma$ observation of DM. The CoGeNT Collaboration has also reported evidence of DM [3]. If confirmed, these results would imply, unlike astronomical observations, that DM interactions with standard model (SM) particles are not only gravitational. DM interactions with SM particles could be allowed by weak interactions, or by connector particles carrying both dark and SM charges, so that they could be produced in colliders. The second hypothesis is favored in the case that DM particles have mass of a few GeV/c^2 , as DAMA and CoGeNT results seem to indicate. In a recent model [4] the role of a connector particle is played by an exotic fourth generation T' quark, which is supposed to decay to a top quark and dark matter, $T' \rightarrow t + X$. The pair production of such exotic quarks and their subsequent decay has a collider signature consisting of top quark pairs ($t\bar{t}$) and missing transverse energy (\cancel{E}_T) [5] due to the invisible dark matter particles. These types of signals are of great interest as they appear also in other models containing DM candidates, such as scalar top quarks production and their decay to top quarks and neutralinos [6] or top quarks and gravitinos [7], and in many other new physics scenarios such as little Higgs [8] and models where baryon and lepton numbers represent local gauge symmetries [9].

A first search for the $T'\bar{T}' \rightarrow t\bar{t} + X\bar{X}$ process has been performed in the semileptonic channel: $t\bar{t} + X\bar{X} \rightarrow bW\bar{b}W + X\bar{X} \rightarrow bl\nu\bar{b}q\bar{q} + X\bar{X}$ [10]. This letter reports the first search for such a process in the all-hadronic $t\bar{t}$ decay channel, characterized by a larger branching ratio and a lower physics background rate. Events were recorded by CDF II [11] a general purpose detector designed to study collisions at the Fermilab Tevatron $p\bar{p}$ collider at $\sqrt{s} = 1.96$ TeV. The tracking system consists of a cylindrical open-cell drift chamber and silicon microstrip detectors in a 1.4 T magnetic field parallel to the beam axis. Electromagnetic and hadronic calorimeters surrounding the tracking system measure particle energies and drift chambers located outside the calorimeters detect muons. Jets are reconstructed in the calorimeter using the JETCLU [12] algorithm with a clustering radius of 0.4 in azimuth-pseudorapidity space [13]. The detector response for all simulated samples is modeled by a detailed CDF detector simulation. Production of T' pairs and their subsequent decays to top quark pairs and two dark matter particles would appear as events with missing transverse energy from the two dark matter particles, and six jets from the two b quarks and the hadronic decays of the two W bosons. We model the production and decay of T' pairs with the MADGRAPH Monte Carlo (MC) generator [14], and normalize to the next-to-next-to-leading order (NNLO) cross section calculation [15]. Additional radiation, hadronization and showering are described by PYTHIA [16].

We use a data sample corresponding to an integrated

luminosity of $p\bar{p}$ collisions of 5.7 fb^{-1} , collected by requiring $\cancel{E}_T > 50$ GeV and two or more jets with transverse energy $E_T \geq 30$ GeV and $|\eta| \leq 2.4$. We then require $5 \leq N_{jets} \leq 10$, where N_{jets} is the number of jets, and where all jets satisfy the requirement $|\eta| \leq 2.4$. We also require the transverse energy E_T of the subleading jets, J_i , to be greater than 20 GeV for ($i = 3, 4, 5$) and 15 GeV for ($i > 5$). We veto events with at least one isolated electron or muon to suppress events with semileptonic $t\bar{t}$ decay. We refer to this sample as the preselection sample. At this stage of the event selection, multijet QCD background where \cancel{E}_T arises from jet energy mismeasurement accounts for more than 95% of the expected backgrounds. The second dominant background is $t\bar{t}$ production. We model this process using PYTHIA with $m_t = 172.5 \text{ GeV}/c^2$ [17], normalized to the next-to-leading (NLO) order cross section [18]. Associated production of W/Z boson and jets is also a significant background source. Samples of simulated W/Z +jets events with light- and heavy-flavor jets are generated using the ALPGEN [19] MC generator, interfaced with the parton shower model of PYTHIA. A matching scheme is applied to avoid double-counting of partonic event configurations [20]. The W/Z +jets samples are normalized to the measured W and Z cross section [21]. Diboson and single top production are modeled using respectively PYTHIA and MADGRAPH, and normalized to NLO cross sections [21–24]. Because of the large production rate for QCD multijet events at a hadron collider and the statistics needed in order to describe this process adequately in an analysis looking for a very small signal, the Monte Carlo simulation of QCD multijet events is prohibitive. More importantly, the systematic uncertainties associated with the Monte Carlo simulation of QCD jet production are large. For these reasons, we estimate the QCD background solely from data. Similarly to \cancel{E}_T , it is possible to define a missing transverse momentum \cancel{p}_T using the spectrometer, as the negative vector sum of the charged particles momenta. \cancel{E}_T and \cancel{p}_T are correlated in magnitude and direction in events with undetected particles. In QCD multijet events \cancel{E}_T originates from the mismeasurement of a jet energy in the calorimeter, while \cancel{p}_T depends on fluctuations in the number of charged particles in a jet, so they are usually aligned or anti-aligned in dijet-like events like energetic QCD multijet events, as is shown in Fig. 1. QCD multijet events in which \cancel{E}_T and \cancel{p}_T are aligned or anti-aligned have the same kinematic characteristics, as we have verified studying QCD multijet samples with 2 and 3 jets [25]. We reject events with $\Delta\phi(\cancel{E}_T, \cancel{p}_T) > \pi/2$, and use them to model QCD multijet events in the signal region $\Delta\phi(\cancel{E}_T, \cancel{p}_T) < \pi/2$. To further suppress the QCD multijet background, we require the azimuthal distance between the directions of \cancel{E}_T and subleading jets, $\Delta\phi(\cancel{E}_T, \vec{J}_i)$, to be greater than 0.4 for $i = 1, 2, 3$ and 0.2 for $i = 4, 5$. We also require $\cancel{p}_T > 20$ GeV and $\cancel{E}_T \text{ sig} > 3\text{GeV}^{1/2}$, where $\cancel{E}_T \text{ sig}$ is defined as the \cancel{E}_T divided by the square root of the total

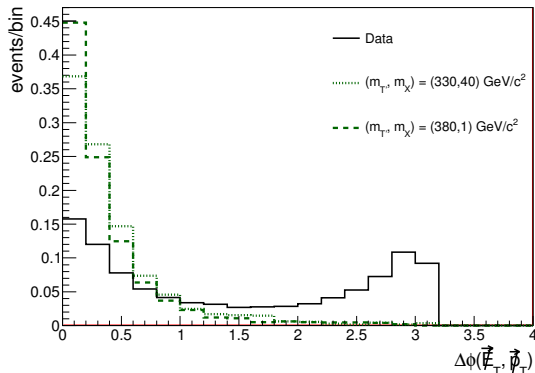


FIG. 1: Distribution of $\Delta\phi(\vec{E}_T, \vec{p}_T)$ for the preselection data, and two scenarios with different values of $m_{T'}$ and m_X . All histograms are normalized to unit area.

energy collected in the calorimeter. Finally, we require $\sum_{jets} E_T^i > 220$ GeV to remove soft QCD events. All these cuts have been chosen to optimize the $S/\sqrt{(S+B)}$ figure of merit, where S and B are respectively the expected numbers of signal and background events. Table I shows the expected number of events in the signal region for SM backgrounds and for several signal hypothesis.

TABLE I: Number of expected signal events for five benchmark scenarios compared to data and expected SM backgrounds.

$T'T' \rightarrow t\bar{t}XX(\text{hadronic})$ [GeV/c ²]	Events
$m_{T'}, m_X = 260, 80$	88.5 ± 11.9
$m_{T'}, m_X = 330, 100$	66.4 ± 8.9
$m_{T'}, m_X = 360, 100$	39.7 ± 5.3
$m_{T'}, m_X = 380, 1$	27.3 ± 3.7
$m_{T'}, m_X = 400, 1$	17.5 ± 2.3
QCD	745.4 ± 124.3
$t\bar{t}$	498.2 ± 66.8
W+jets	119.7 ± 48.4
Z+jets	39.4 ± 15.9
Diboson	17.9 ± 2.2
Single top	5.3 ± 0.8
Total Background	1423 ± 150
Data	1507

275

Inverting one of the event selection cuts, keeping others unchanged, allows us to define a signal-depleted control region. We use $\vec{E}_T sig < 3 GeV^{1/2}$, $N_{jets} = 4$ and $p_T < 20$ GeV control regions to validate the overall background modeling. The normalization factor of the QCD background is given by the average ratio of QCD events that pass the $\Delta\phi(\vec{E}_T, \vec{p}_T) < \pi/2$ cut to QCD events that fail the cut in these three control regions. Figure 2 shows good agreement of background modeling with data in

276

277
278
279
280
281
282
283
284

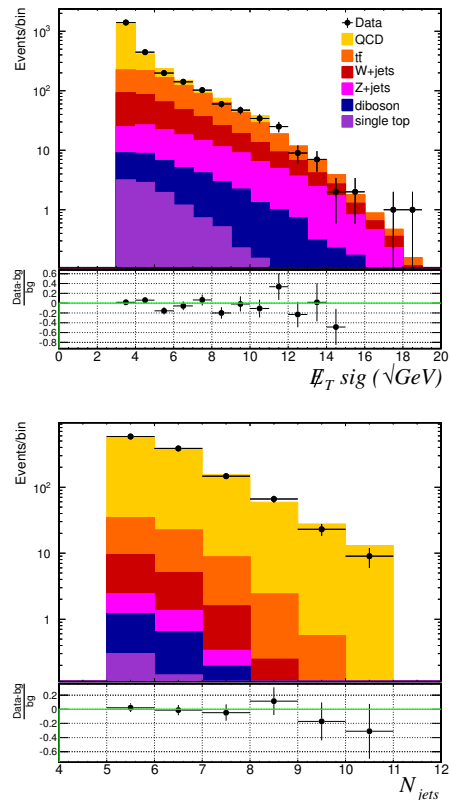


FIG. 2: Top plot shows the $\vec{E}_T sig$ distribution in events with four jets and large \vec{E}_T . Bottom plot shows the N_{jets} distribution in event with $5 \leq N_{jets} \leq 10$ and $\vec{E}_T sig < 3 \sqrt{GeV}$.

285 these regions. We consider several sources of systematic
286 uncertainties. The dominant components are the uncer-
287 tainties on the QCD normalization factor, the jet en-
288 ergy scale (JES) [26] and the theoretical cross sections.
289 We also take in account the differences of $t\bar{t}$ predicted
290 rates using different hadron fragmentation models in the
291 HERWIG [27] Monte Carlo, and varying initial/final state
292 radiation and color reconnection effects [28]. The vari-
293 ation of the JES was found to change significantly the
294 $\vec{E}_T sig$ distribution in addition to its normalization, and
295 its variation is thus taken into account. Figure 3 shows
296 the $\vec{E}_T sig$ distribution for expected signal events and
297 SM backgrounds. The signal is expected to contribute
298 significantly in the high tail of the $\vec{E}_T sig$ distribution.
There is no evidence for the presence of $T' \rightarrow t + X$
events in the data. We calculate 95% C.L. upper limits
on the $T' \rightarrow t + X$ cross section, by performing a binned
maximum-likelihood fit on the $\vec{E}_T sig$ distribution. The
limits are calculated using a Bayesian likelihood method
with a flat prior for the signal cross-section, integrat-
ing over Gaussian priors for the systematic uncertain-
ties. The results are shown in Table II. We convert
the observed upper limits on the pair-production cross

sections to an exclusion curve in mass parameters space (318
 $(m_{T'}, m_X)$). As shown in Fig. 4, a significant enhance-319
 ment in sensitivity is obtained when comparing to the 320
 previous analysis in semi-leptonic channel. 321

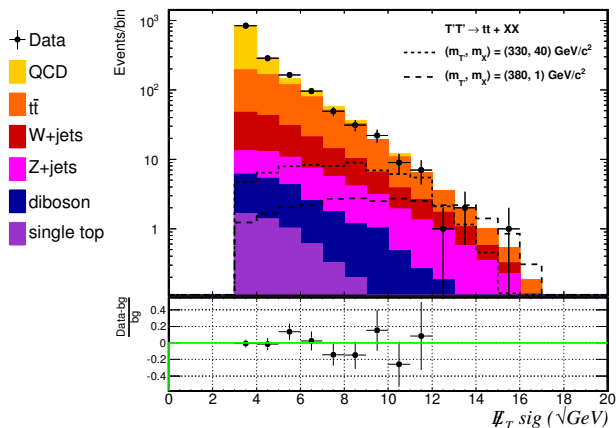


FIG. 3: $\cancel{E}_T sig$ distributions for the standard model backgrounds, the observed data, and for two scenarios with different values of $m_{T'}$ and m_X .

TABLE II: Expected 95% C.L. upper limits on $T'T'$ production, where the uncertainty range covers 68% of the pseudoexperiments, and observed exclusion limits for representative signal points.

$(m_{T'}, m_X) GeV/c^2$	$\sigma_{exp.95\%C.L.excl.}(pb)$	$\sigma_{obs.95\%C.L.excl.}(pb)$
(200,40)	2.02 ± 0.65	1.90
(220,40)	2.14 ± 0.75	3.00
(260,1)	0.23 ± 0.08	0.18
(280,1)	0.15 ± 0.05	0.12
(280,40)	0.18 ± 0.07	0.15
(300,1)	0.09 ± 0.03	0.09
(300,80)	0.20 ± 0.06	0.16
(300,100)	0.29 ± 0.09	0.38
(330,1)	0.05 ± 0.02	0.03
(330,100)	0.13 ± 0.04	0.18
(360,1)	0.03 ± 0.01	0.02
(360,100)	0.06 ± 0.02	0.04
(380,100)	0.06 ± 0.02	0.05
(400,1)	0.023 ± 0.008	0.016

In conclusion, we performed the first search for new physics in the $t\bar{t} + \cancel{E}_T \rightarrow b\bar{b}q\bar{q}q\bar{q} + \cancel{E}_T$ final state. Data is consistent with the background-only hypothesis, and we thus set 95% C.L. upper limit on the production cross section for fermionic T' pairs decaying to top quarks and dark matter candidates X , increasing the existing mass

exclusion range up to $m_{T'} = 400 GeV/c^2$, for $m_X \leq 70 GeV/c^2$. Finally, this study shows that the $b\bar{b}q\bar{q}q\bar{q} + \cancel{E}_T$ final state is the most sensitive to the generic production of top quarks plus dark matter candidates, and thus the

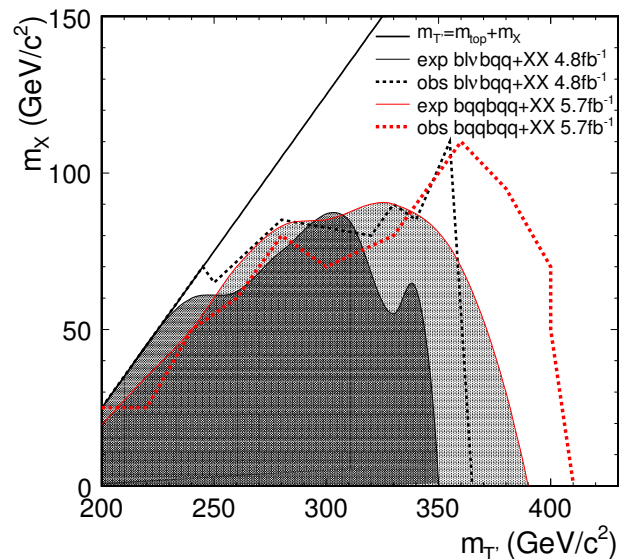


FIG. 4: Expected (exp) and observed (obs) 95% C.L. exclusion region in the $(m_{T'}, m_X)$ parameters space.

most promising to probe the supersymmetric $\tilde{t} \rightarrow t + \chi/g$ scenarios at the LHC.

We thank Johan Alwall and Matteo Cacciari for the useful discussions. We also thank the Fermilab staff and the technical staffs of the participating institutions for their vital contributions. This work was supported by the U.S. Department of Energy and National Science Foundation; the Italian Istituto Nazionale di Fisica Nucleare; the Ministry of Education, Culture, Sports, Science and Technology of Japan; the Natural Sciences and Engineering Research Council of Canada; the National Science Council of the Republic of China; the Swiss National Science Foundation; the A.P. Sloan Foundation; the Bundesministerium für Bildung und Forschung, Germany; the Korean World Class University Program, the National Research Foundation of Korea; the Science and Technology Facilities Council and the Royal Society, UK; the Institut National de Physique Nucleaire et Physique des Particules/CNRS; the Russian Foundation for Basic Research; the Ministerio de Ciencia e Innovación, and Programa Consolider-Ingenio 2010, Spain; the Slovak R&D Agency; the Academy of Finland; and the Australian Research Council (ARC).

-
- 345 [1] J. L. Feng, *Ann. Rev. Astron. Astrophys.* **48** (2010) 495,³⁷⁴
346 arXiv:1003.0904. 375
- 347 [2] R. Bernabei *et al.* (DAMA Collaboration), *Eur. Phys. J.*³⁷⁶
348 **C 56** (2008) 333, arXiv:0804.2741. 377
- 349 [3] C. E. Aalseth *et al.*, arXiv:1106.0650. 378
- 350 [4] J. Alwall, J. L. Feng, J. Kumar and S. Su, *Phys. Rev. D*³⁷⁹
351 **81** (2010) 114027, arXiv:1002.3366. 380
- 352 [5] Missing transverse energy, \cancel{E}_T , is defined as the mag-³⁸¹
353 nitude of the vector $\vec{\cancel{E}}_T = -\sum_i E_T^i \vec{n}_i$ where E_T^i are³⁸²
354 the magnitudes of transverse energy contained in each³⁸³
355 calorimeter tower i , and \vec{n}_i is the unit vector from the³⁸⁴
356 interaction vertex to the tower in the transverse (x, y) ³⁸⁵
357 plane. 386
- 358 [6] J. Ellis and K. A. Olive, arXiv:1001.3651. 387
- 359 [7] Y. Kats and D. Shih, arXiv:1106.0030. 388
- 360 [8] H. C. Cheng and I. Low, *J. High Energy Phys.* 0408³⁸⁹
361 (2004) 061, arXiv:hep-ph/0405243. 390
- 362 [9] P. Fileviez Perez and M. B. Wise, *Phys. Rev. D* **82**³⁹¹
363 (2010) 011901 [Erratum-ibid. *D* **82** (2010) 079901],³⁹²
364 arXiv:1002.1754. 393
- 365 [10] T. Aaltonen *et al.* (CDF Collaboration), *Phys. Rev. Lett.*³⁹⁴
366 **106**, 191801 (2011), arXiv:1103.2482. 395
- 367 [11] D. Acosta *et al.* (CDF Collaboration), *Phys. Rev. D* **71**,³⁹⁶
368 032001 (2005). 397
- 369 [12] F. Abe *et al.* (CDF Collaboration), *Phys. Rev. D* **45**,³⁹⁸
370 001448 (1992). 399
- 371 [13] CDF uses a cylindrical coordinate system with the z ⁴⁰⁰
372 axis along the proton beam axis. Pseudorapidity is $\eta \equiv$ ⁴⁰¹
373 $-\ln(\tan(\theta/2))$, where θ is the polar angle relative to the
proton beam direction, and ϕ is the azimuthal angle while
 $p_T = |p| \sin \theta$, $E_T = E \sin \theta$.
- [14] J. Alwall *et al.* *J. High Energy Phys.* 0709 (2007) 028.
- [15] M. Cacciari, S. Frixione, M. L. Mangano, P. Nason
and G. Ridolfi, *J. High Energy Phys.* 0809 (2008) 127,
arXiv:0804.2800.
- [16] T. Sjostrand *et al.*, *Comput. Phys. Commun.* **238** 135
(2001), version 6.422.
- [17] Tevatron Electroweak Working Group and CDF and D0
Collaborations, arXiv:1007.3178.
- [18] R. Bonciani, S. Catani, M. L. Mangano, and P. Nason,
Nucl. Phys. **B529**, 424 (1998).
- [19] M. Mangano *et al.*, *J. High Energy Phys.* 0307 (2003)
001.
- [20] M. L. Mangano, M. Moretti, F. Piccinini and M. Trec-
cani, *J. High Energy Phys.* 0701 (2007) 013, arXiv:hep-
ph/0611129.
- [21] J. Campbell and R. Ellis, *Phys. Rev. D* **60** 113006 (1999).
- [22] Z. Sullivan, *Phys. Rev. D* **70**, 114012 (2004).
- [23] B.W. Harris *et al.*, *Phys. Rev. D* **66**, 054024 (2002).
- [24] J. M. Campbell, R. Frederix, F. Maltoni and
F. Tramontano, *Phys. Rev. Lett.* **102** (2009) 182003,
arXiv:0903.0005.
- [25] T. Aaltonen *et al.* (CDF Collaboration), *Phys. Rev. D*
81 (2010) 072003, arXiv:1001.4577.
- [26] A. Bhatti *et al.*, *Nucl. Instrum. Methods* **566**, 375 (2006).
- [27] G. Corcella *et al.*, arXiv:hep-ph/0210213.
- [28] P. Z. Skands, arXiv:0905.3418 [hep-ph].